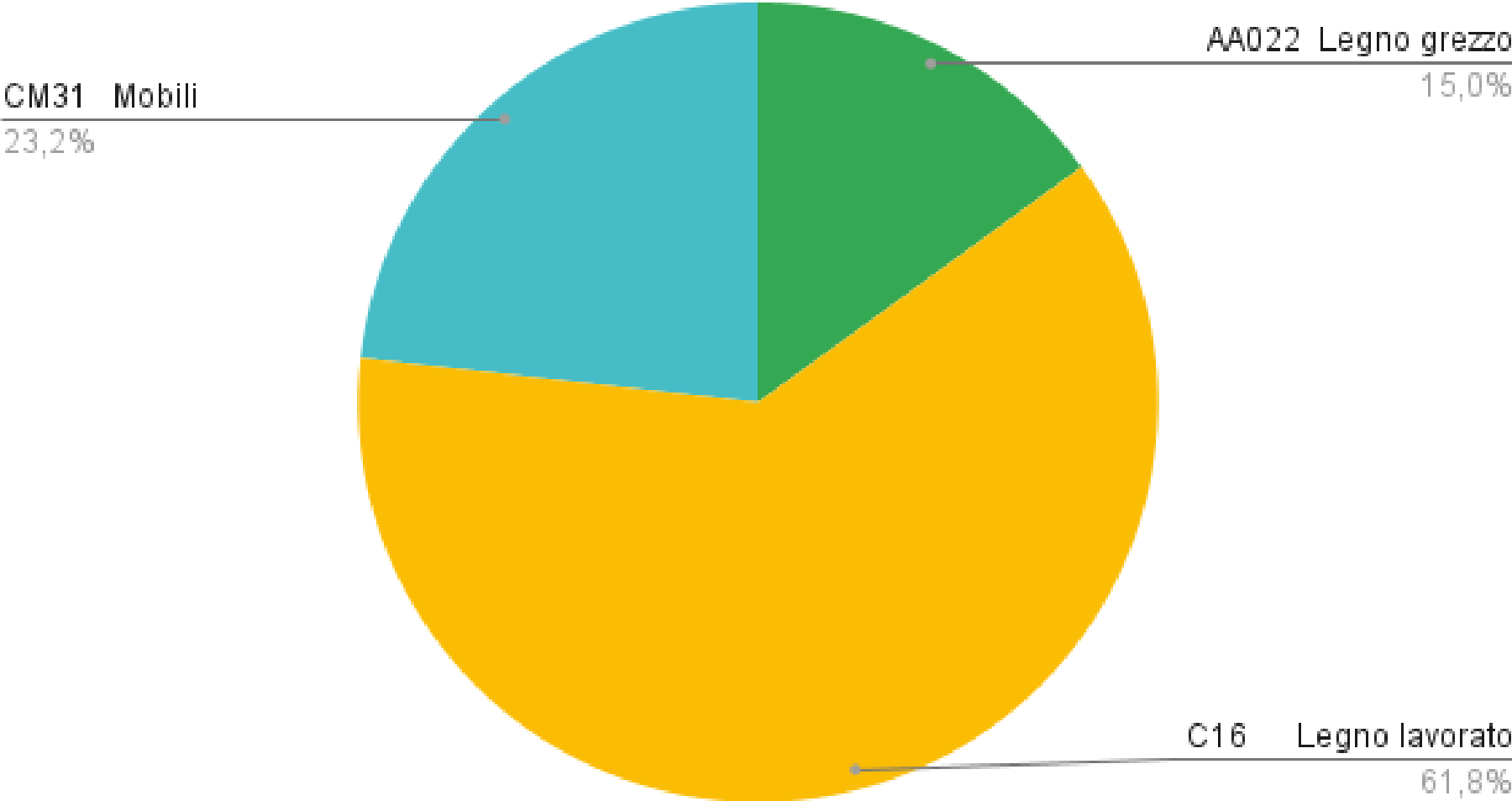


CHI SCENDE CHI SALE SUI MERCATI GLOBALI DEL LEGNO ARREDO FVG

Carlo Piemonte
Cluster FVG

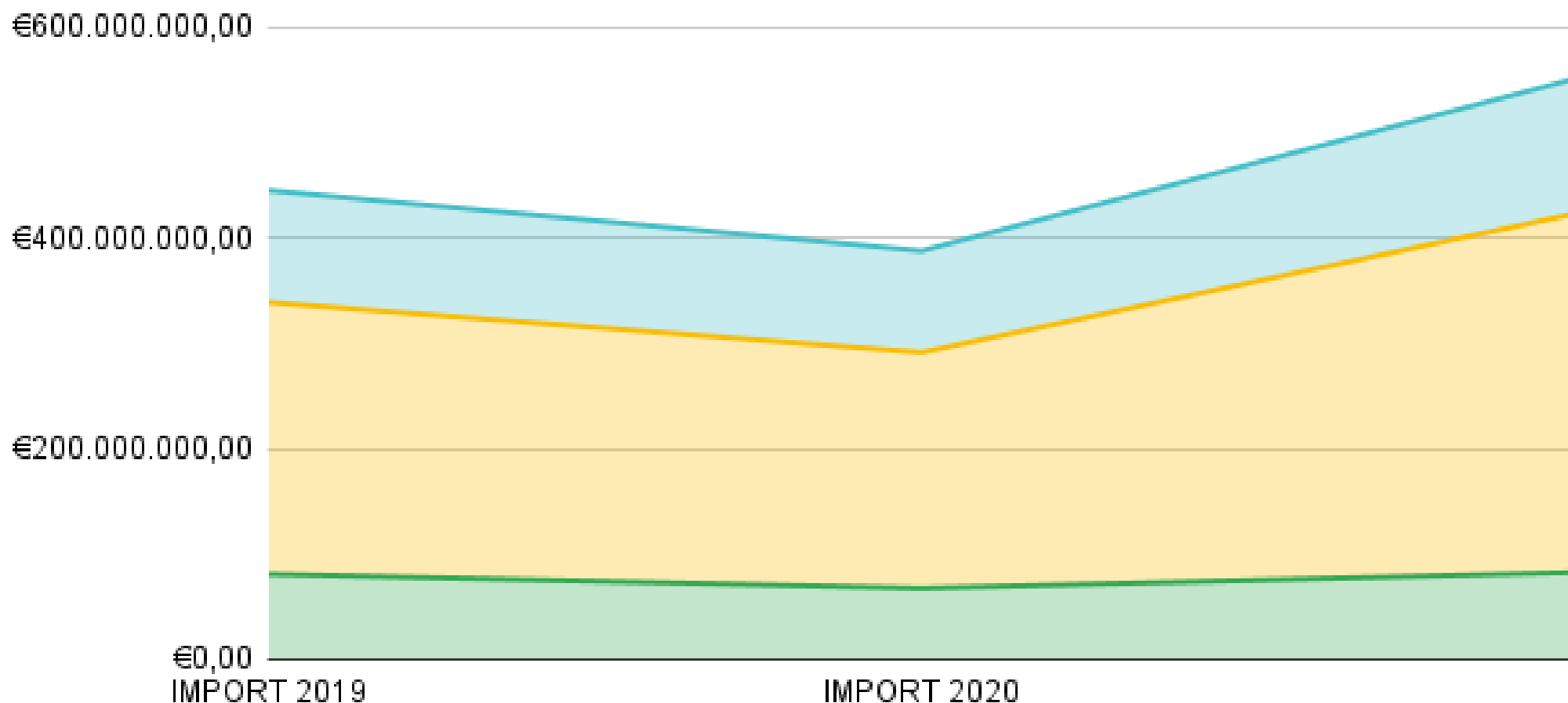
	IMPORT 2021	EXPORT 2021
AA022 Legno grezzo	€82.638.904,00	€13.353.260,00
C16 Legno lavorato e Prodotti in Legno	€340.551.426,00	€232.473.865,00
CM31 Mobili	€128.056.899,00	€1.752.920.188,00
TOTALE	€551.247.229,00	€1.998.747.313,00

LEGNO MOBILI - IMPORT 2021 FRIULI VENEZIA GIULIA

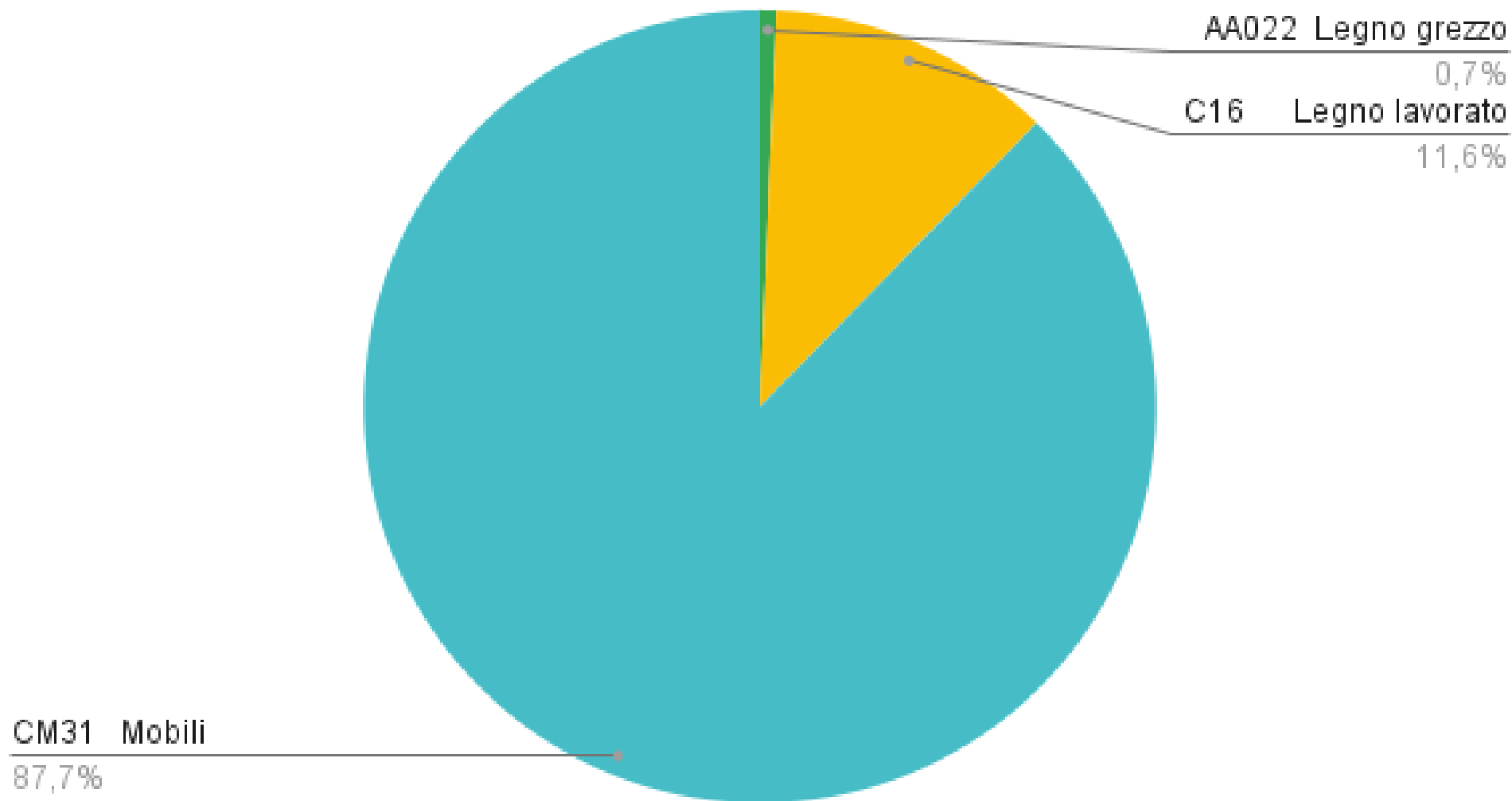


IMPORT 2019/2021 PER CATEGORIA MERCEOLOGICA

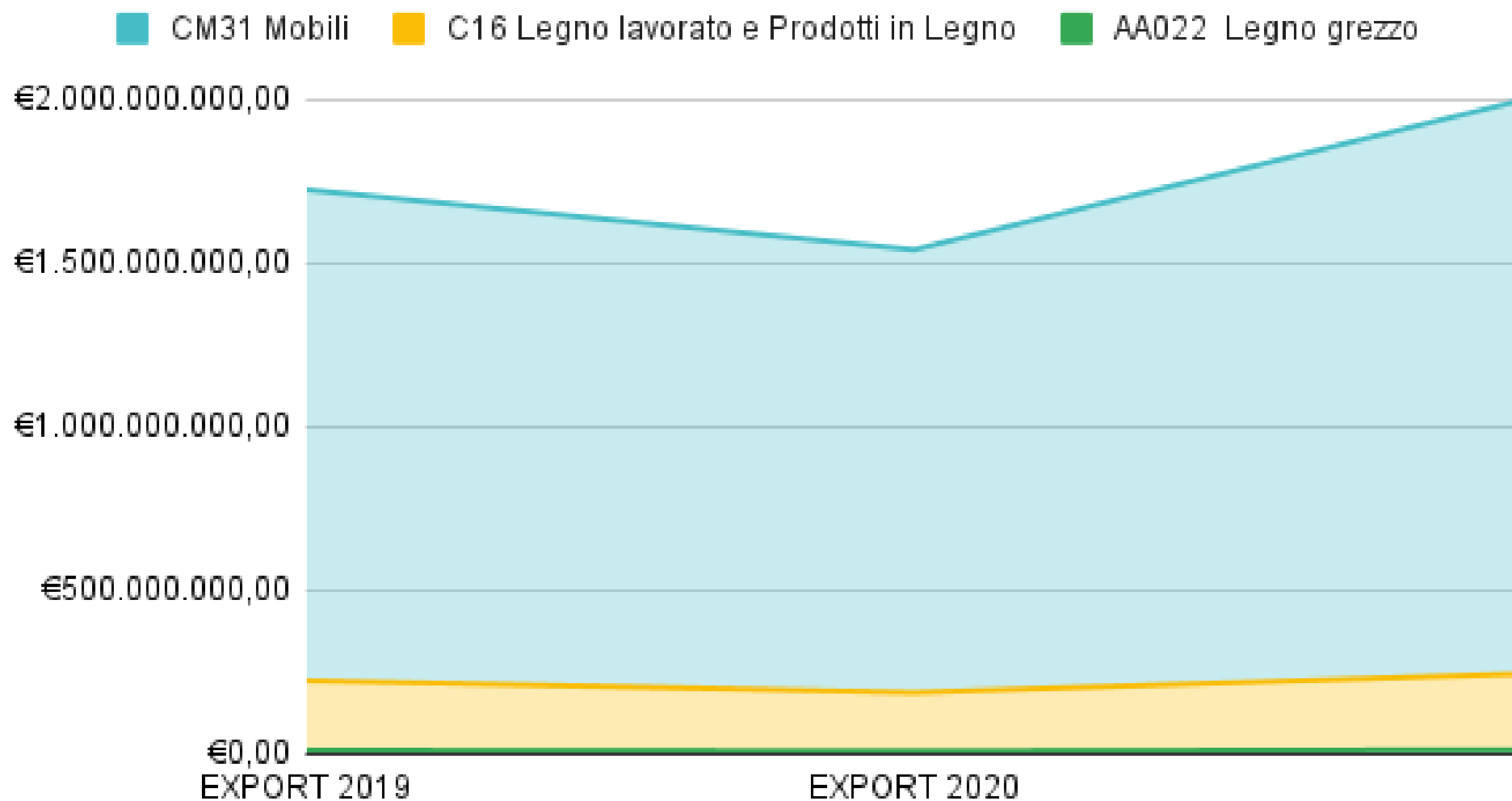
■ CM31 Mobili ■ C16 Legno lavorato e Prodotti in Legno ■ AA022 Legno grezzo



EXPORT 2021 - FRIULI VENEZIA GIULIA



EXPORT 2019/2021 PER CATEGORIA MERCEOLOGICA



AA022

LEGNO GREZZO

	EXP2019	EXP2020	EXP2021
	€253.803,00	€111.737,00	€4.520.473,00
	€7.912.942,00	€4.788.336,00	€4.394.837,00
	€3.258.749,00	€3.880.688,00	€4.216.623,00
Cuba	€0,00	€556.029,00	€73.696,00
Svizzera	€0,00	€0,00	€63.588,00
Giappone	€0,00	€0,00	€26.877,00
Regno Unito	€33.046,00	€1.388,00	€21.736,00
Ungheria	€268.266,00	€101.691,00	€13.608,00
Croazia	€28.149,00	€36.102,00	€9.272,00
Emirati Arabi Uniti	€4.900,00	€4.700,00	€4.650,00

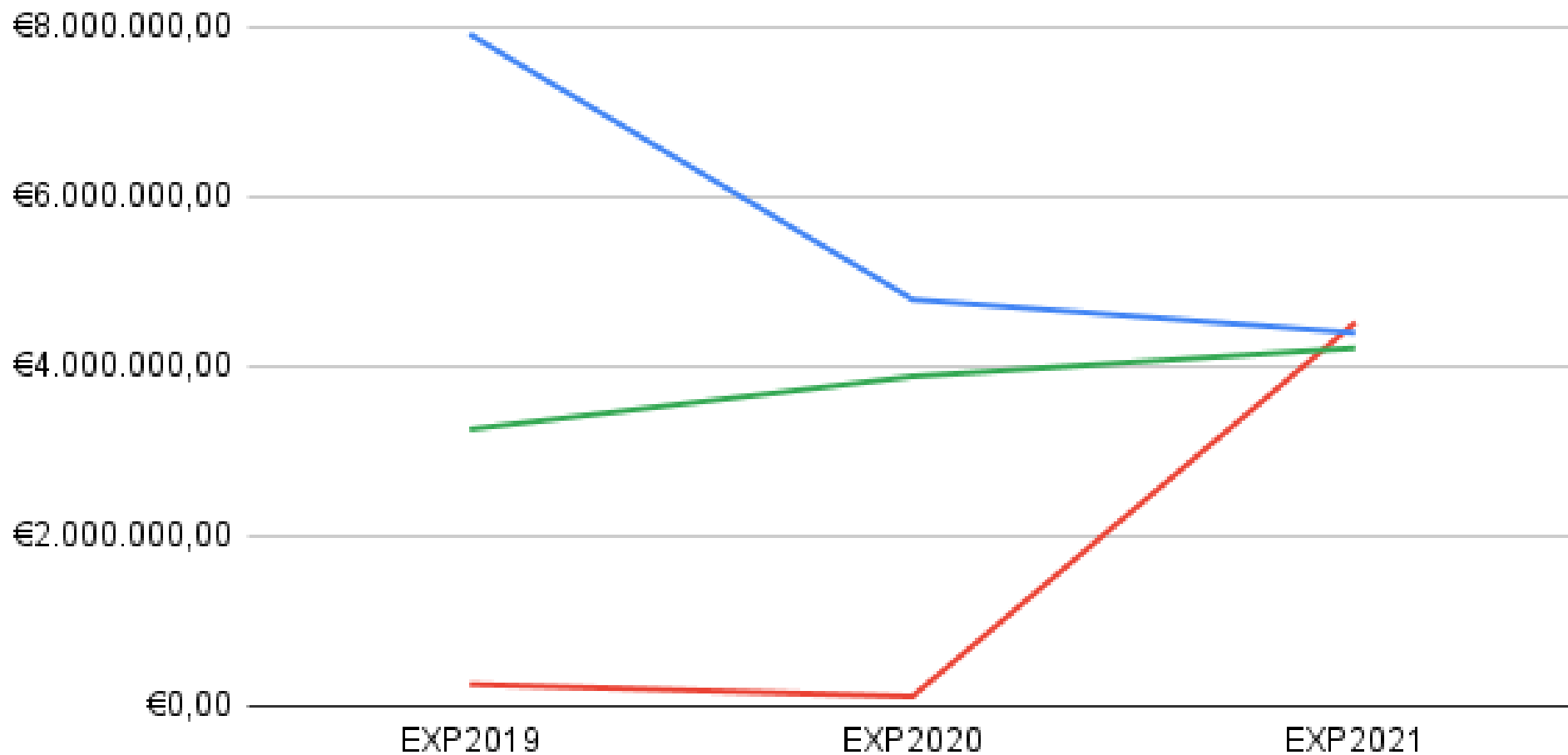
CLUSTER FVG

LEGNO ARREDO CASA

	EXP2019	EXP2020	EXP2021
Cina	€253.803,00	€111.737,00	€4.520.473,00
Austria	€7.912.942,00	€4.788.336,00	€4.394.837,00
Slovenia	€3.258.749,00	€3.880.688,00	€4.216.623,00
Cuba	€0,00	€556.029,00	€73.696,00
Svizzera	€0,00	€0,00	€63.588,00
Giappone	€0,00	€0,00	€26.877,00
Regno Unito	€33.046,00	€1.388,00	€21.736,00
Ungheria	€268.266,00	€101.691,00	€13.608,00
Croazia	€28.149,00	€36.102,00	€9.272,00
Emirati Arabi Uniti	€4.900,00	€4.700,00	€4.650,00

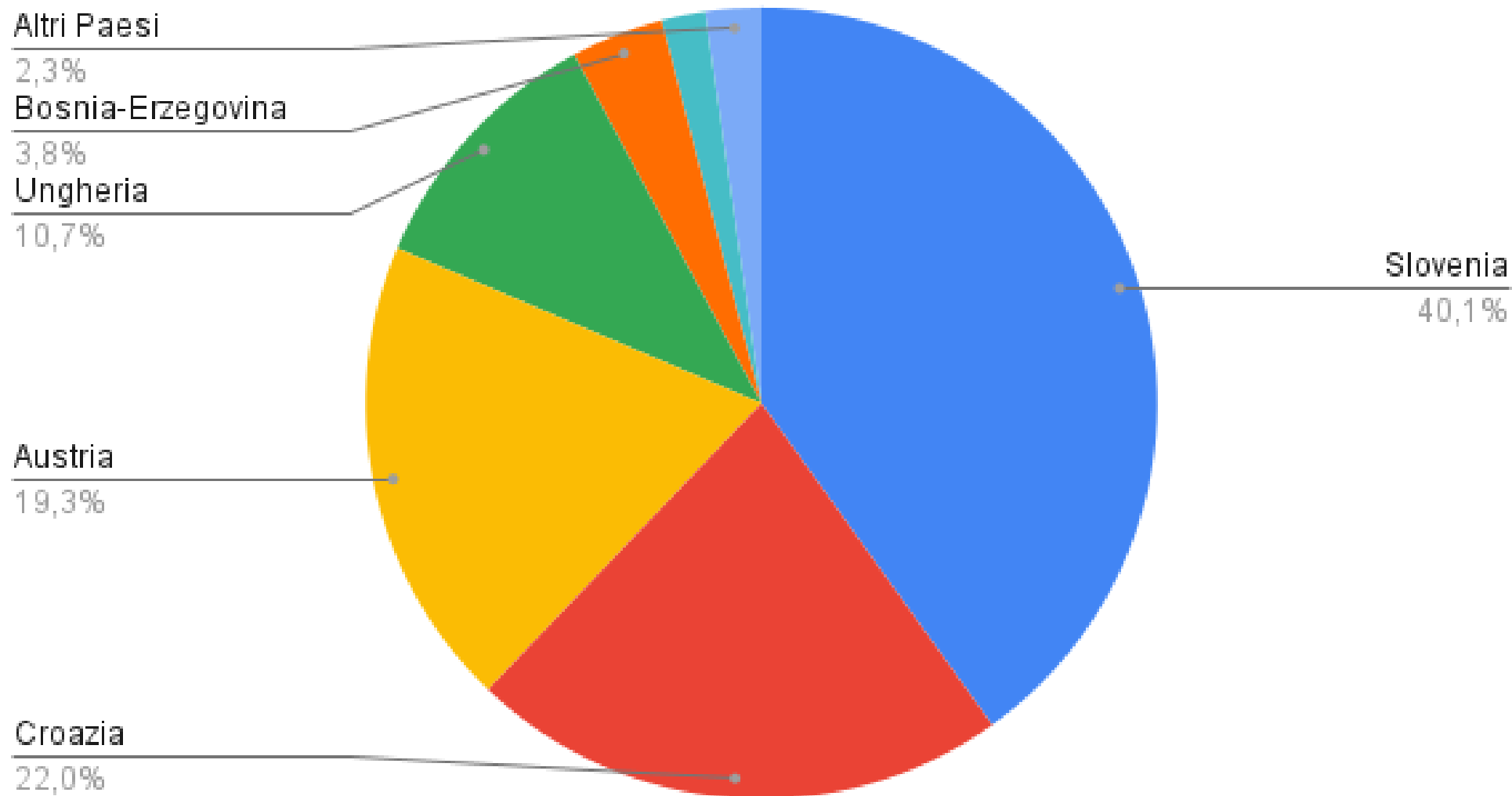
EXP2019/2021 LEGNO GREZZO

Cina Austria Slovenia



PAESI	IMPORT 2019	IMPORT 2020	IMPORT 2021
Slovenia	€34.889.175,00	€29.355.692,00	€33.133.000,00
Croazia	€14.646.579,00	€12.724.004,00	€18.211.973,00
Austria	€17.314.919,00	€13.352.119,00	€15.925.669,00
Ungheria	€3.274.695,00	€6.557.170,00	€8.874.929,00
Bosnia-Erzegovina	€4.083.859,00	€2.833.708,00	€3.125.293,00
Svizzera	€1.434.271,00	€1.598.262,00	€1.478.454,00
Francia	€92.716,00	€86.129,00	€445.033,00
Repubblica ceca	€308.370,00	€7.590,00	€269.762,00
Germania	€134.534,00	€308.778,00	€196.718,00
Guyana	€219.499,00	€300.087,00	€185.490,00
Ucraina	€420.778,00	€82.565,00	€176.958,00
Vietnam	€0,00	€0,00	€127.372,00
Serbia	€193.226,00	€71.428,00	€120.508,00
Costa Rica	€21.530,00	€0,00	€106.995,00
Polonia	€254.547,00	€75.209,00	€91.941,00
Slovacchia	€206.199,00	€60.225,00	€71.200,00
Romania	€67.984,00	€21.857,00	€41.817,00
Stati Uniti	€61.945,00	€58.886,00	€28.439,00
Finlandia	€0,00	€0,00	€12.502,00
Portogallo	€0,00	€10.085,00	€5.018,00
Regno Unito	€0,00	€0,00	€3.919,00

LEGNO GREZZO - IMPORT 2021

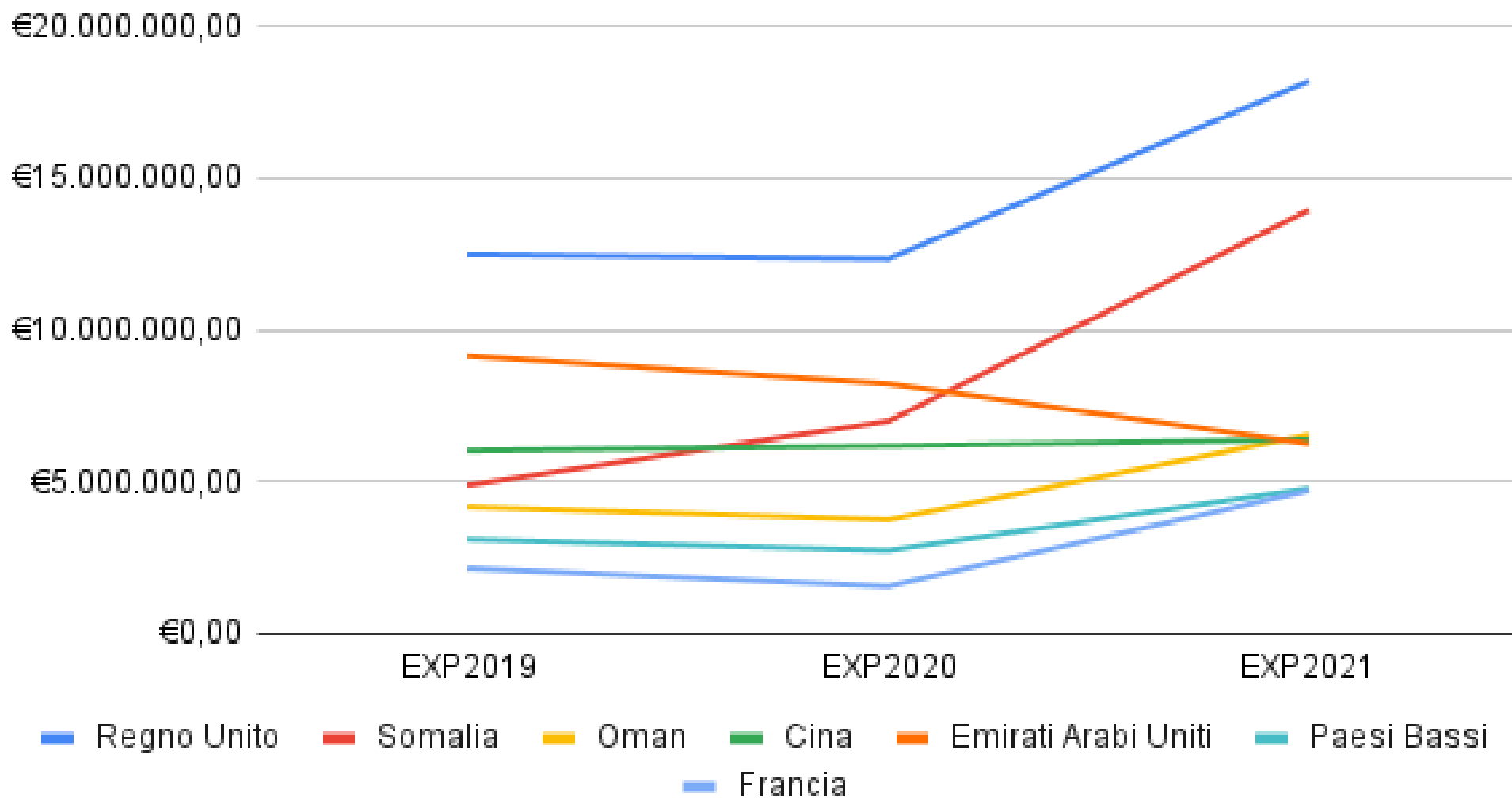


C16.1

LEGNO TAGLIATO E PIALLATO

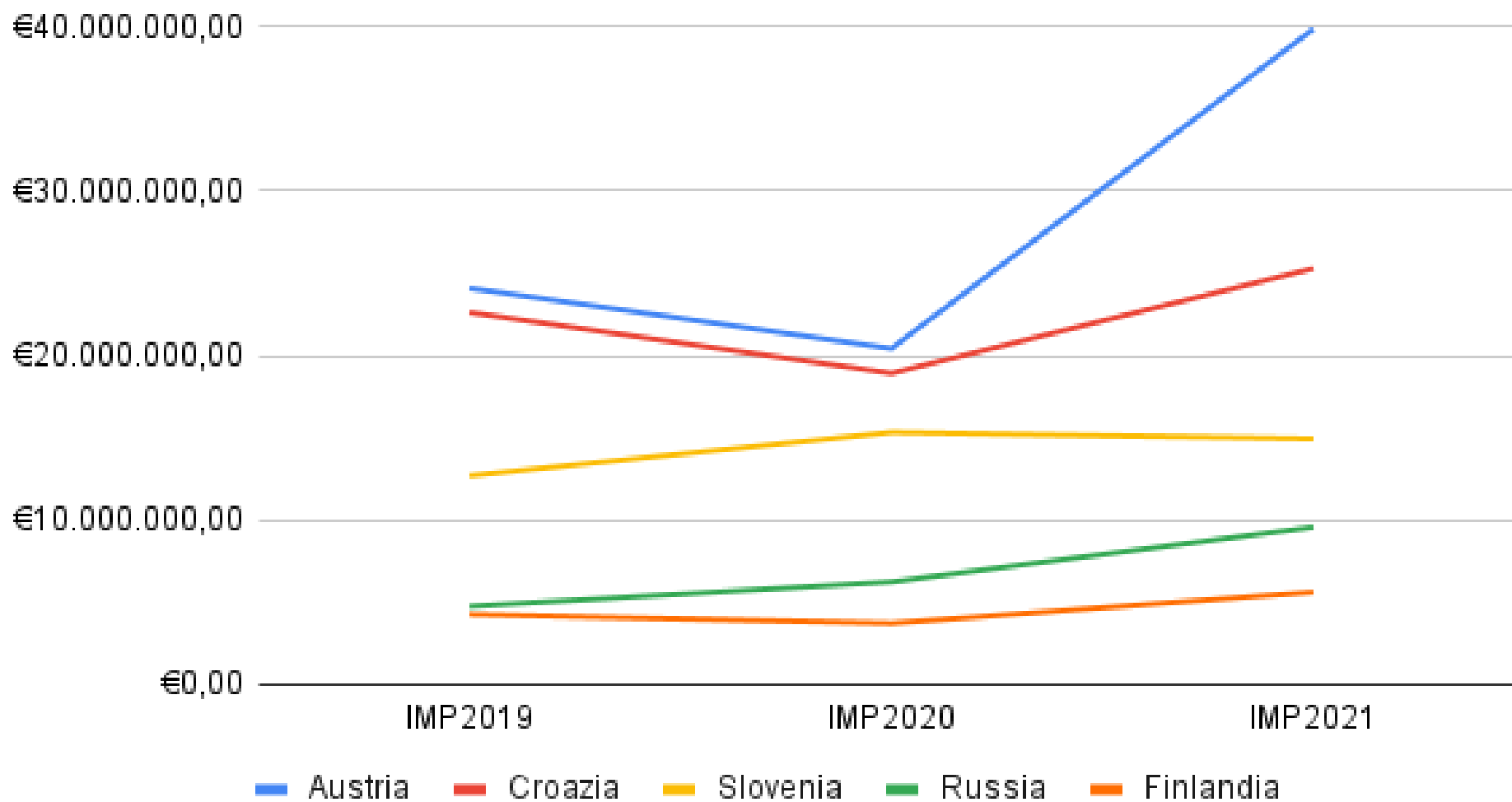
	EXP2019	EXP2020	EXP2021	Saldo commerciale 2021
Regno Unito	€12.481.324,00	€12.336.817,00	€18.205.508,00	€18.191.234,00
Somalia	€4.862.344,00	€6.980.074,00	€13.945.504,00	€13.945.504,00
Oman	€4.154.302,00	€3.729.902,00	€6.528.292,00	€6.528.292,00
Cina	€6.009.883,00	€6.162.922,00	€6.377.685,00	€6.281.555,00
Emirati Arabi Uniti	€9.133.360,00	€8.217.821,00	€6.236.522,00	€6.236.522,00
Paesi Bassi	€3.078.228,00	€2.710.492,00	€4.763.302,00	€4.442.300,00
Francia	€2.123.410,00	€1.537.427,00	€4.694.051,00	€3.180.480,00
Arabia Saudita	€5.657.208,00	€8.556.427,00	€3.360.932,00	€3.360.932,00
Qatar	€2.587.994,00	€2.126.394,00	€2.856.409,00	€2.856.409,00
Vietnam	€1.996.655,00	€2.491.294,00	€2.841.205,00	€2.841.205,00
Germania	€7.519.992,00	€3.434.006,00	€2.737.565,00	-€1.011.344,00

EXPORT 2019/2021 LEGNO TAGLIATO E PIALATO 16.1



	IMP2019	IMP2020	IMP2021	Saldo commerciale 2021
Austria	€24.097.898,00	€20.419.924,00	€39.880.564,00	-€38.409.751,00
Croazia	€22.611.196,00	€18.904.039,00	€25.293.824,00	-€24.854.588,00
Slovenia	€12.660.842,00	€15.309.208,00	€14.917.830,00	-€14.331.825,00
Russia	€4.699.781,00	€6.194.504,00	€9.530.495,00	-€9.403.892,00
Finlandia	€4.204.619,00	€3.664.095,00	€5.566.567,00	-€5.566.567,00
Bosnia-Erzegovina	€3.585.558,00	€3.232.795,00	€4.803.455,00	-€4.771.432,00
Serbia	€3.846.404,00	€3.214.552,00	€4.159.944,00	-€4.085.765,00
Romania	€2.652.182,00	€3.592.238,00	€3.835.797,00	-€3.683.839,00
Repubblica ceca	€1.093.411,00	€1.221.649,00	€3.820.344,00	-€3.749.385,00
Germania	€1.901.023,00	€2.415.719,00	€3.748.909,00	-€1.011.344,00

IMPORT 2019/2021 LEGNO TAGLIATO E PIALATO



C16.2

PRODOTTI IN LEGNO

CLUSTER FVG

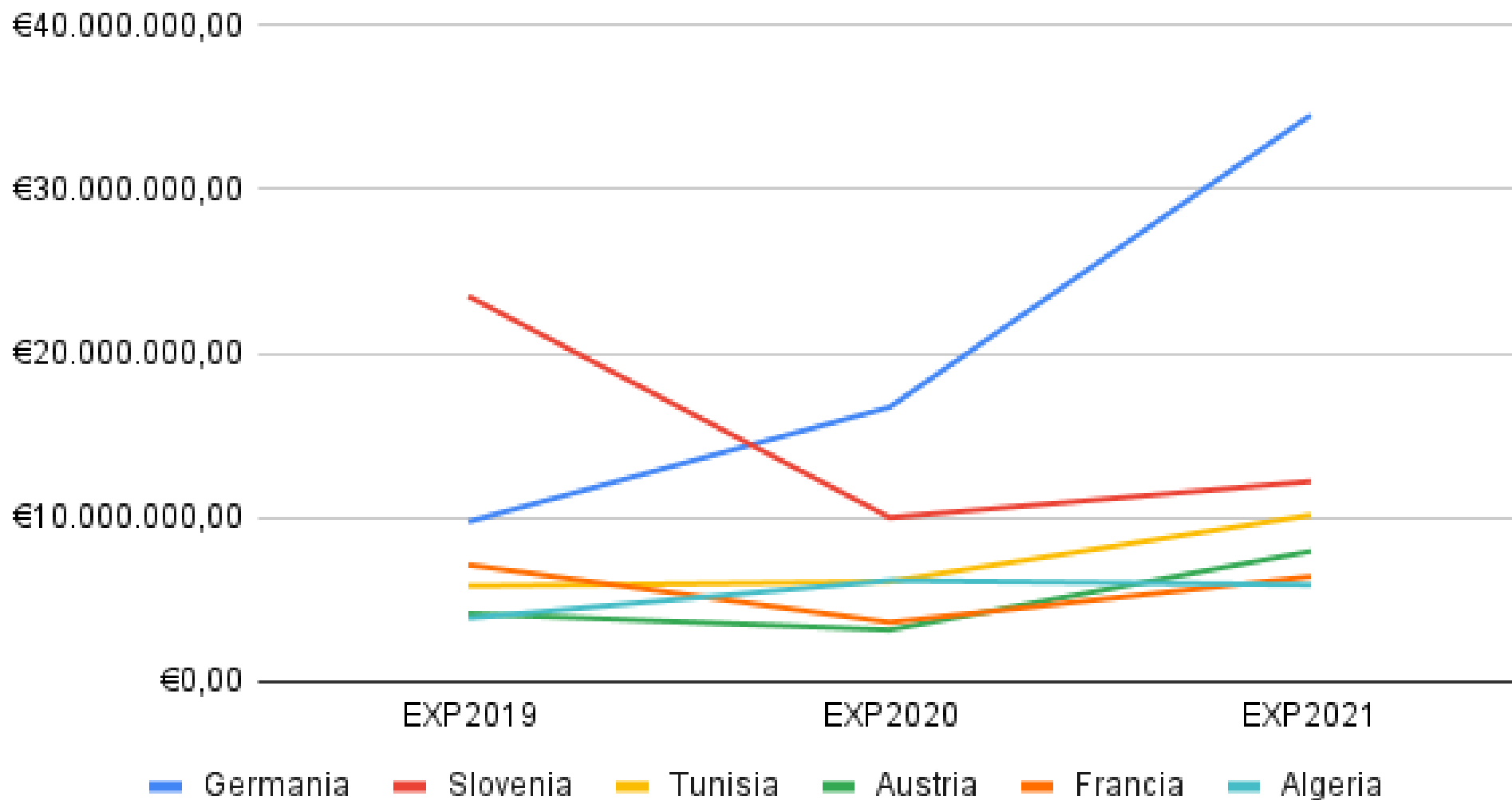
LEGNO ARREDO CASA

	EXP2019	EXP2020	EXP2021	SALDO COMMERCIALE 2021
Germania	€9.724.486,00	€16.710.924,00	€34.545.401,00	€23.088.914,00
Slovenia	€23.476.407,00	€9.971.249,00	€12.174.975,00	-€12.153.279,00
Tunisia	€5.799.205,00	€6.062.588,00	€10.117.848,00	€10.117.848,00
Austria	€4.108.721,00	€3.106.946,00	€7.917.129,00	-€12.588.952,00
Francia	€7.076.953,00	€3.573.114,00	€6.367.783,00	-€8.405.705,00
Algeria	€3.831.071,00	€6.130.250,00	€5.874.407,00	€5.864.947,00
Croazia	€4.933.381,00	€4.158.757,00	€4.490.704,00	-€12.336.278,00
Egitto	€1.691.099,00	€6.609.866,00	€3.649.342,00	€3.560.476,00
Regno Unito	€2.914.528,00	€4.068.093,00	€3.374.631,00	€1.043.559,00
Stati Uniti	€2.853.269,00	€1.733.198,00	€3.134.795,00	€2.774.210,00

CLUSTER FVG

LEGNO ARREDO CASA

EXPORT 2019/2021 PRODOTTI IN LEGNO



CLUSTER FVG

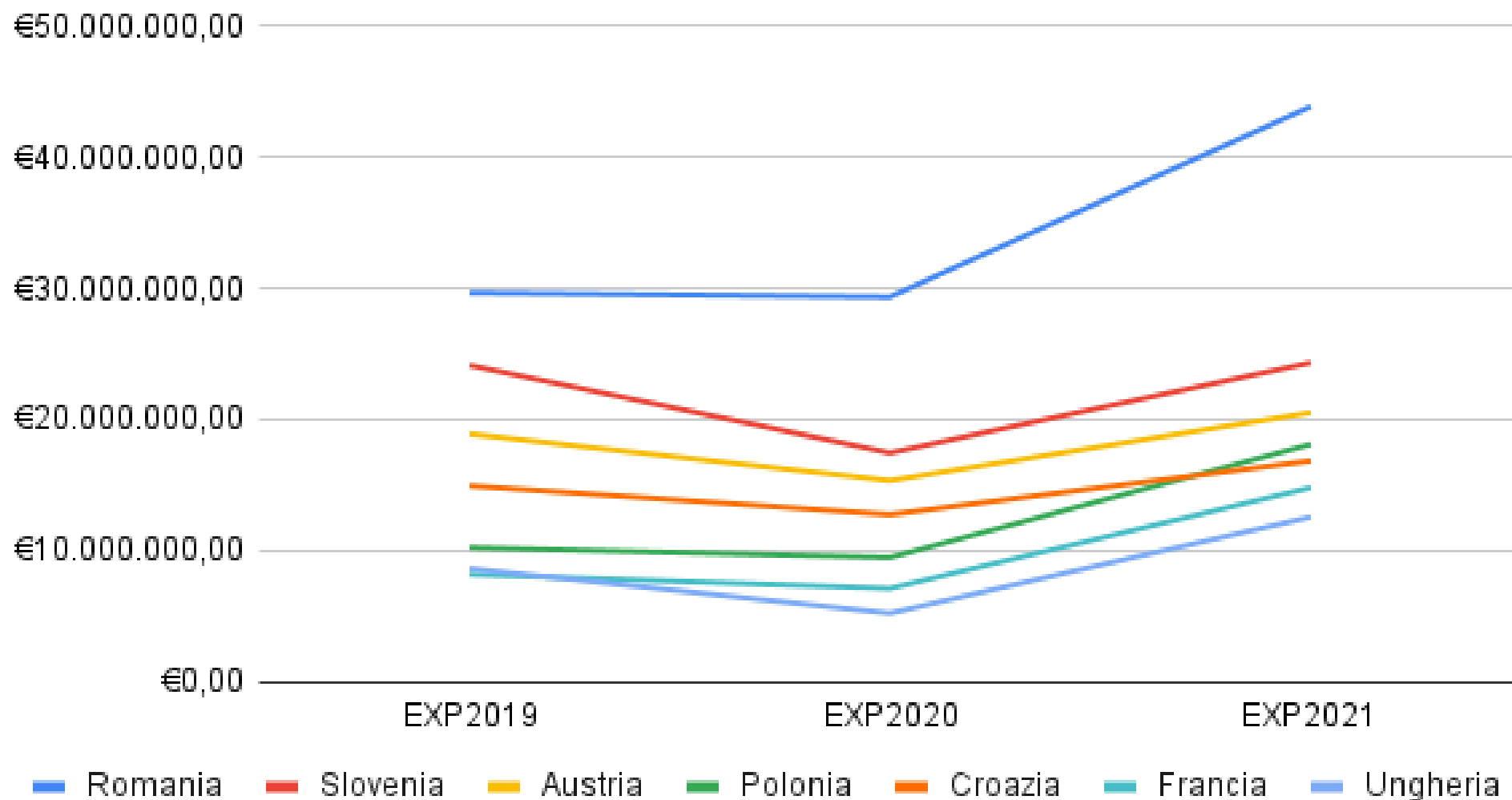
LEGNO ARREDO CASA

	EXP2019	EXP2020	EXP2021	SALDO COMMERCIALE 2021
Romania	€29.664.330,00	€29.356.739,00	€43.874.835,00	-€42.560.481,00
Slovenia	€24.133.248,00	€17.439.654,00	€24.328.254,00	-€12.153.279,00
Austria	€18.881.574,00	€15.325.090,00	€20.506.081,00	-€12.588.952,00
Polonia	€10.205.515,00	€9.450.825,00	€18.092.583,00	-€16.215.872,00
Croazia	€14.916.813,00	€12.727.780,00	€16.826.982,00	-€12.336.278,00
Francia	€8.155.948,00	€7.082.963,00	€14.773.488,00	-€8.405.705,00
Ungheria	€8.601.510,00	€5.195.664,00	€12.541.982,00	-€10.610.014,00
Germania	€6.263.686,00	€6.713.967,00	€11.456.487,00	€23.088.914,00
Repubblica ceca	€4.547.622,00	€4.060.180,00	€7.364.814,00	-€5.684.633,00
Belgio	€4.650.404,00	€3.682.129,00	€4.699.304,00	-€2.582.733,00

CLUSTER FVG

LEGNO ARREDO CASA

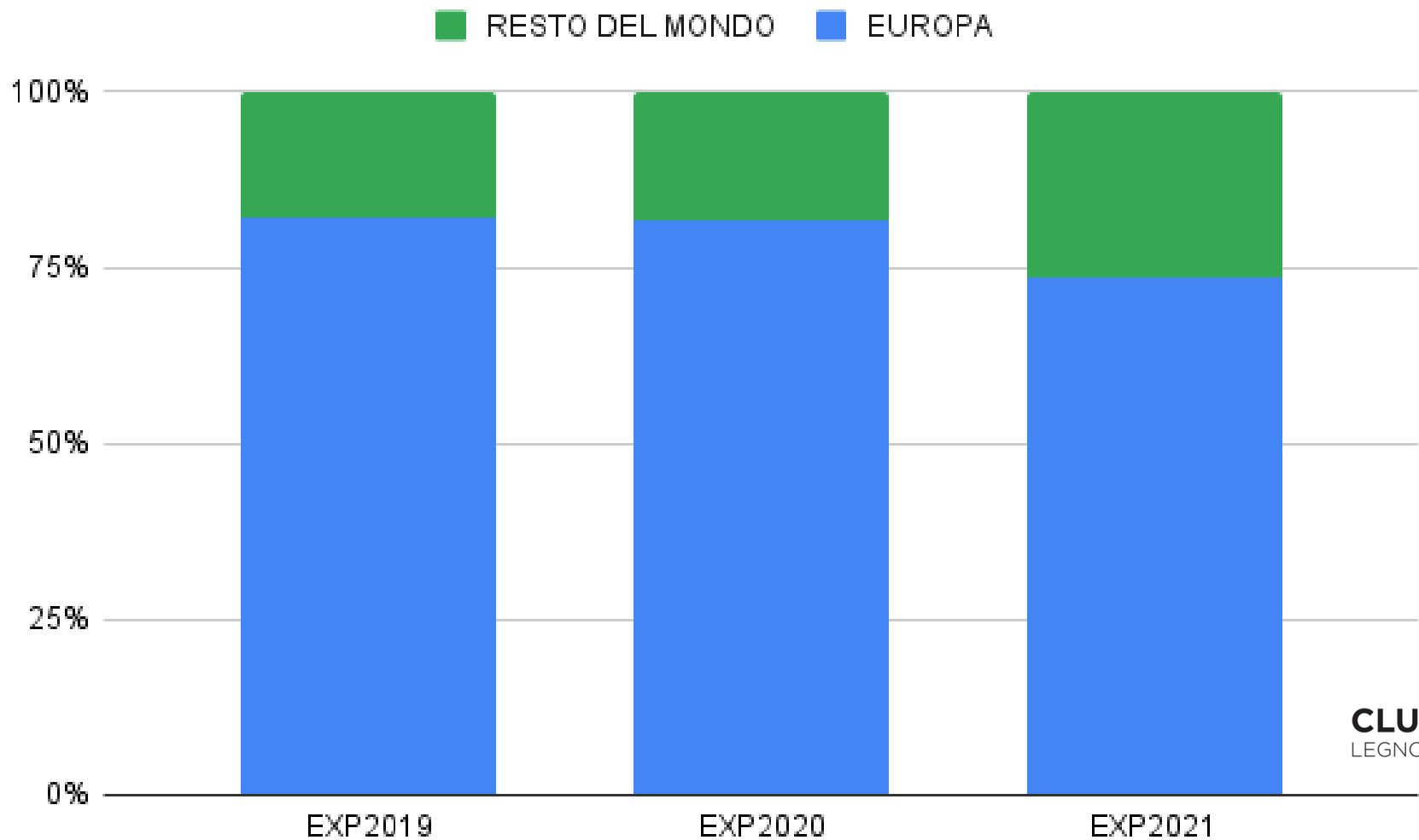
IMPORT 2019/2021 DI PRODOTTI IN LEGNO



C31

MOBILI

	EXP2019	EXP2020	EXP2021
MONDO	€ 1.499.506.593,00	€ 1.353.381.847,00	€ 1.752.920.188,00
EUROPA	€ 1.231.265.276,00	€ 1.105.474.675,00	€ 1.289.448.099,00
UE/MONDO	82,11%	81,68%	73,56%



		EXP2019	EXP2020	EXP2021	EXP 2019/2021
1	Regno Unito	€295.194.839,00	€254.384.307,00	€316.415.955,00	7,19%
2	Francia	€251.665.819,00	€223.877.809,00	€289.451.022,00	15,01%
3	Stati Uniti	€124.399.368,00	€109.527.479,00	€267.033.679,00	114,66%
4	Germania	€208.104.716,00	€185.701.361,00	€178.829.954,00	-14,07%
5	Spagna	€61.670.768,00	€56.076.628,00	€67.779.070,00	9,90%
6	Austria	€55.847.251,00	€54.888.455,00	€54.661.424,00	-2,12%
7	Belgio	€38.453.945,00	€32.776.073,00	€45.944.694,00	19,48%
8	Russia	€42.820.825,00	€44.301.359,00	€41.682.994,00	-2,66%
9	Svizzera	€27.899.825,00	€22.451.007,00	€37.374.745,00	33,96%
10	Polonia	€34.579.847,00	€36.749.525,00	€35.942.398,00	3,94%

CLUSTER FVG

LEGNO ARREDO CASA

40	Messico	€3.070.875,00	€2.530.453,00	€4.186.015,00	36,31%
41	Ungheria	€3.458.093,00	€3.230.154,00	€3.620.144,00	4,69%
42	Slovacchia	€4.603.063,00	€3.234.375,00	€3.190.004,00	-30,70%
43	Serbia	€2.600.604,00	€2.253.592,00	€2.948.421,00	13,37%
44	Marocco	€3.361.636,00	€2.312.429,00	€2.921.610,00	-13,09%
45	Mali	€0,00	€296.514,00	€2.249.002,00	NEW
46	Lituania	€2.437.960,00	€2.160.003,00	€2.216.053,00	-9,10%
47	Lettonia	€2.775.650,00	€2.916.204,00	€2.211.272,00	-20,33%
48	Bulgaria	€2.175.915,00	€2.067.769,00	€2.204.636,00	1,32%
49	Taiwan	€2.136.182,00	€2.554.911,00	€2.152.145,00	0,75%
50	Bahrein	€809.276,00	€782.672,00	€2.070.714,00	155,87%

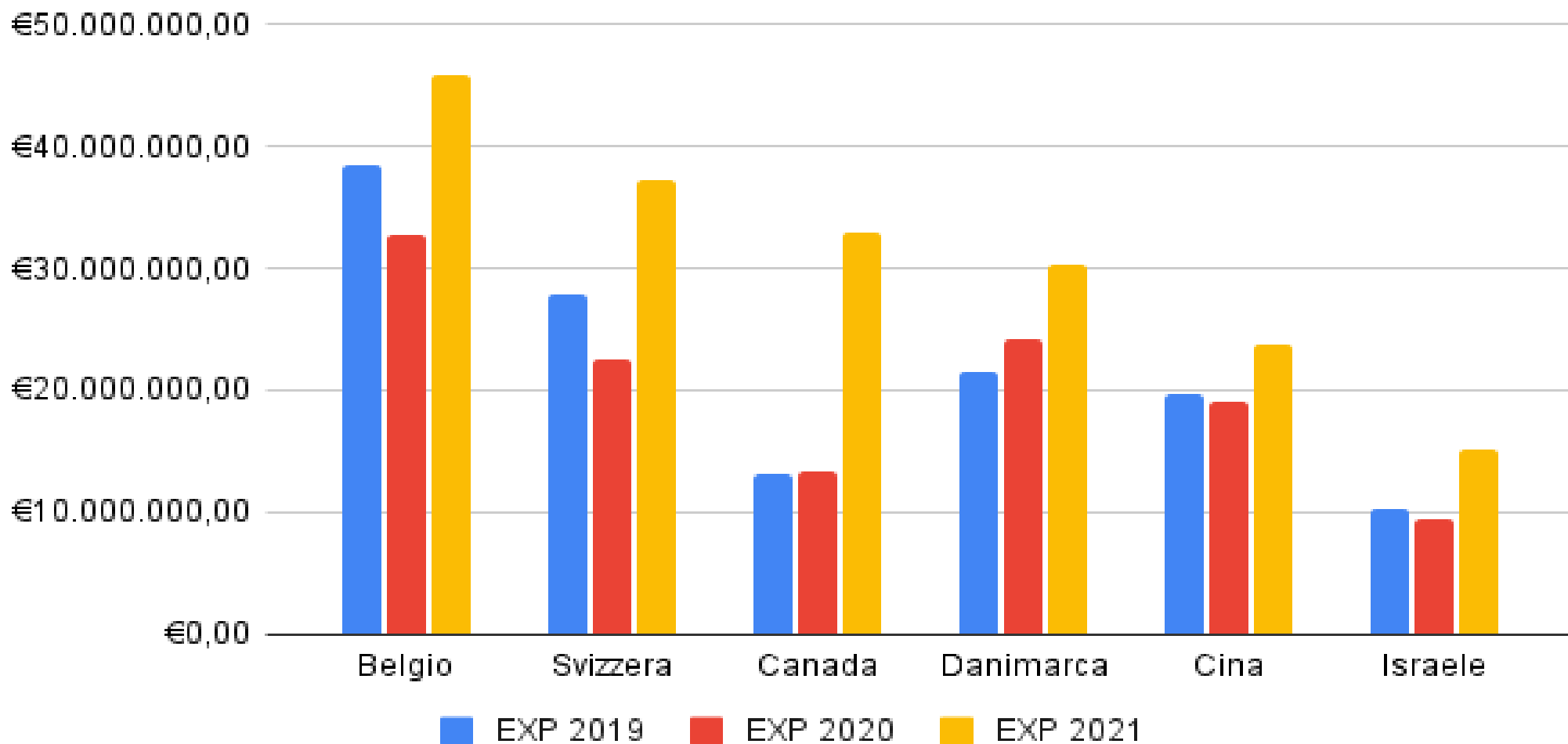
WORST PERFORMER 2019/2021 MOBILI

Rank	Nazione	EXP2019	EXP2020	EXP2021	EXP 2019/2021
4	Germania	€208.104.716,00	€185.701.361,00	€178.829.954,00	-14,07%
6	Austria	€55.847.251,00	€54.888.455,00	€54.661.424,00	-2,12%
8	Russia	€42.820.825,00	€44.301.359,00	€41.682.994,00	-2,66%
15	Slovenia	€22.299.392,00	€18.343.762,00	€19.808.391,00	-11,17%
16	Svezia	€21.553.676,00	€21.360.600,00	€18.061.024,00	-16,20%
22	Australia	€12.413.839,00	€11.032.068,00	€10.918.643,00	-12,04%
29	Croazia	€10.238.706,00	€6.576.880,00	€7.502.217,00	-26,73%
33	Portogallo	€8.643.081,00	€7.356.399,00	€5.812.385,00	-32,75%

BEST PERFORMER 2019/2021 MOBILI

Rank	Nazione	EXP2019	EXP2020	EXP2021	EXP 2019/2021
3	Stati Uniti	€124.399.368,00	€109.527.479,00	€267.033.679,00	114,66%
7	Belgio	€38.453.945,00	€32.776.073,00	€45.944.694,00	19,48%
9	Svizzera	€27.899.825,00	€22.451.007,00	€37.374.745,00	33,96%
11	Canada	€13.120.092,00	€13.329.545,00	€33.021.835,00	151,69%
12	Danimarca	€21.432.518,00	€24.191.933,00	€30.327.209,00	41,50%
13	Cina	€19.665.361,00	€19.118.435,00	€23.778.492,00	20,92%
18	Israele	€10.295.570,00	€9.363.242,00	€15.091.948,00	46,59%
19	Emirati Arabi Uniti	€6.228.975,00	€8.196.416,00	€14.200.679,00	127,98%
20	Arabia Saudita	€8.206.388,00	€11.193.460,00	€13.715.381,00	67,13%

BEST PERFORMER 2019/2021 MOBILI



UNA
RIFLESSIONE
FINALE

Rank	Nazione	EXP2019	EXP2020	EXP2021
3	Stati Uniti	€124.399.368,00	€109.527.479,00	€267.033.679,00
11	Canada	€13.120.092,00	€13.329.545,00	€33.021.835,00
	NORD AMERICA	€137.519.460,00	€122.857.024,00	€300.055.514,00

Rank	Nazione	EXP2019	EXP2020	EXP2021
18	Israele	€10.295.570,00	€9.363.242,00	€15.091.948,00
19	Emirati Arabi Uniti	€6.228.975,00	€8.196.416,00	€14.200.679,00
20	Arabia Saudita	€8.206.388,00	€11.193.460,00	€13.715.381,00
23	Turchia	€9.275.450,00	€9.434.015,00	€10.581.315,00
31	Kuwait	€1.569.382,00	€3.488.232,00	€6.439.268,00
38	Qatar	€4.379.486,00	€2.687.430,00	€4.275.214,00
50	Bahreïn	€809.276,00	€782.672,00	€2.070.714,00
	MEDIO ORIENTE	€40.764.527,00	€45.145.467,00	€66.374.519,00